

4

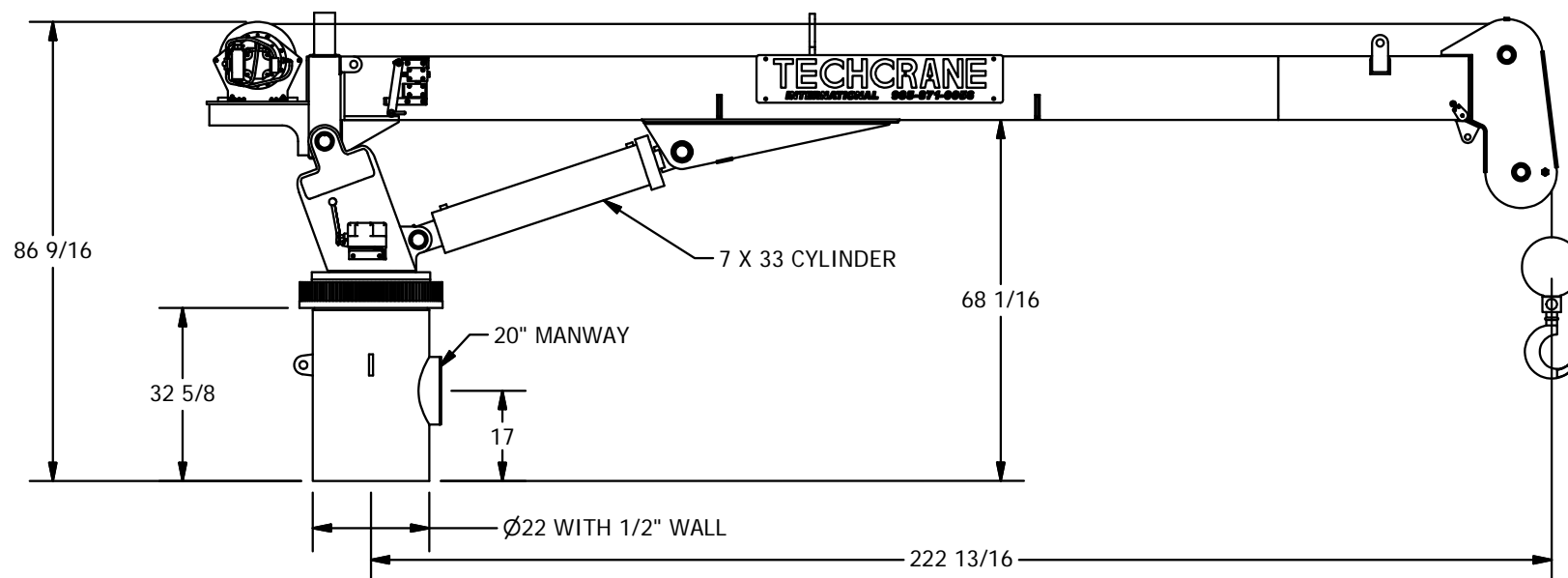
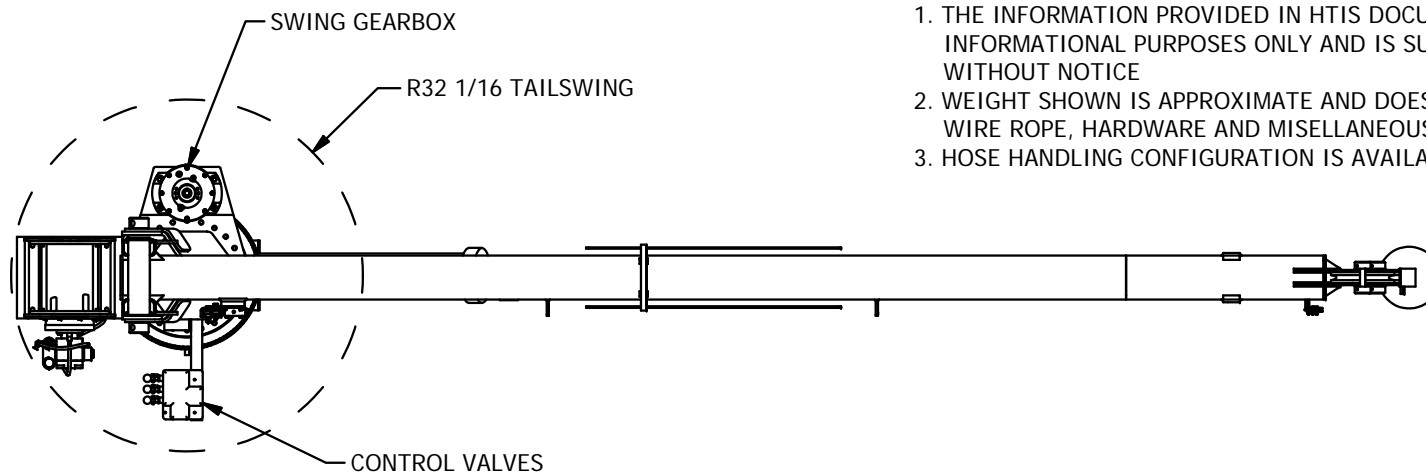
3

2

1

NOTES:

1. THE INFORMATION PROVIDED IN HTIS DOCUMENT IS INTENDED FOR INFORMATIONAL PURPOSES ONLY AND IS SUBJECT TO CHANGE WITHOUT NOTICE
2. WEIGHT SHOWN IS APPROXIMATE AND DOES NOT INCLUDE WELD, WIRE ROPE, HARDWARE AND MISCELLANEOUS PARTS.
3. HOSE HANDLING CONFIGURATION IS AVAILABLE.



INFORMATION CONTAINED HEREON IS
CONFIDENTIAL AND TRADE SECRET
DO NOT DISCLOSE, USE OR REPRODUCE
WITHOUT PRIOR WRITTEN APPROVAL
FROM TECHCRANE INTERNATIONAL LLC.

UNLESS OTHERWISE SPECIFIED
ALL DIMENSIONS ARE IN INCHES
[] INDICATES MILLIMETERS

TOLERANCES

FRACTIONAL DIMENSIONS $\pm \frac{1}{16}$ -0
SURFACE FINISHES 125√

DESIGNED BY:

F. SHAD

DRAWN BY:

aguidry

WEIGHT:

3621 lbmass

APPROVED BY:

SEE APPROVAL STAMP

FILE NAME:

C:\1567-SERIES CRANES-A- PRODUCTION DRAWINGS- MODEL GAH717-10 BASE MODEL.dwg

MATERIAL NOTES:

1. BURN PER DIMENSIONS SHOWN.
2. PLATE FLATNESS AFTER BURNING TO BE WITHIN ASTM SPECIFICATIONS.
3. REFER TO API SPEC 2C LATEST EDITION.
4. WHERE APPLICABLE - ROLL FORM PER DIMENSIONS SHOWN.
5. WHERE APPLICABLE - TACK WELD AS REQUIRED TO SECURE ROLLED CAN.

DESIGN STATE:

Released

MATERIAL:

**TECHCRANE INTERNATIONAL, LLC.**

17639 HARD HAT DRIVE COVINGTON, LA. 70435 U.S.A.
PHONE (985) 871-0056 FAX (985) 871-0065

F7-18 GENERAL ARRANGEMENT

DATE:

12/29/2015

REVISION NO.:

3.0

CO NO.:

SHEET 1 OF 2

PART/DWG. NO.:

PRESENTION

4

3

2

1

4

3

2

1

D

D

C

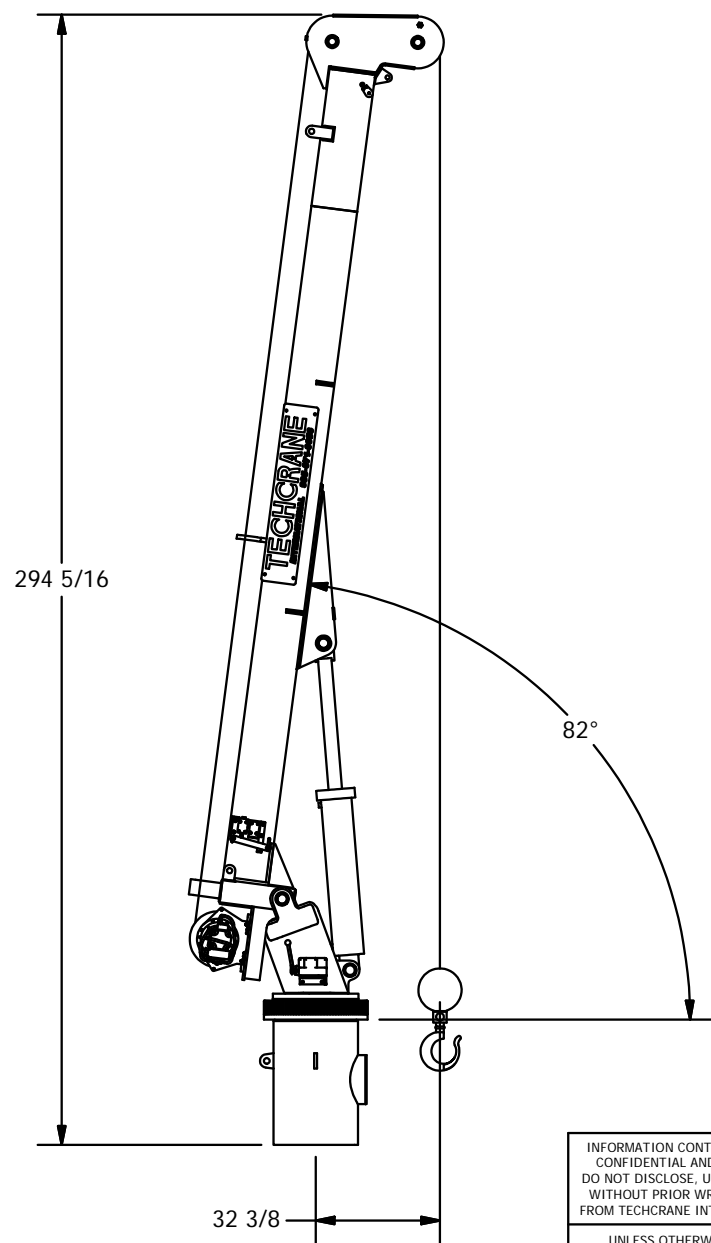
C

B

B

A

A

BOOM UP VIEW

PART/DWG. NO.:

PRESENTION

INFORMATION CONTAINED HEREON IS
CONFIDENTIAL AND TRADE SECRET
DO NOT DISCLOSE, USE OR REPRODUCE
WITHOUT PRIOR WRITTEN APPROVAL
FROM TECHCRANE INTERNATIONAL LLC.

UNLESS OTHERWISE SPECIFIED
ALL DIMENSIONS ARE IN INCHES
[] INDICATES MILLIMETERS

TOLERANCES

FRACTIONAL DIMENSIONS $\pm \frac{1}{16} / -0$
SURFACE FINISHES 125V

DESIGNED BY:

F. SHAD

DRAWN BY:

aguidry

WEIGHT:

3621 lbmass

APPROVED BY:

SEE APPROVAL STAMP

FILE NAME:

C:\1567-SERIES CRANES-A- PRODUCTION DRAWINGS-S-MODEL GAH717-10 BASE MODEL.dwg

MATERIAL NOTES:

1. BURN PER DIMENSIONS SHOWN.
2. PLATE FLATNESS AFTER BURNING TO BE WITHIN ASTM SPECIFICATIONS.
3. REFER TO API SPEC 2C LATEST EDITION.
4. WHERE APPLICABLE - ROLL FORM PER DIMENSIONS SHOWN.
5. WHERE APPLICABLE - TACK WELD AS REQUIRED TO SECURE ROLLED CAN.

DESIGN STATE:

Released

MATERIAL:

**TECHCRANE INTERNATIONAL, LLC.**

17639 HARD HAT DRIVE COVINGTON, LA. 70435 U.S.A.
PHONE (985) 871-0056 FAX (985) 871-0065

F7-18 GENERAL ARRANGEMENT

DATE:

12/29/2015

REVISION NO.:

3.0

CO NO.:

SHEET 2 OF 2